

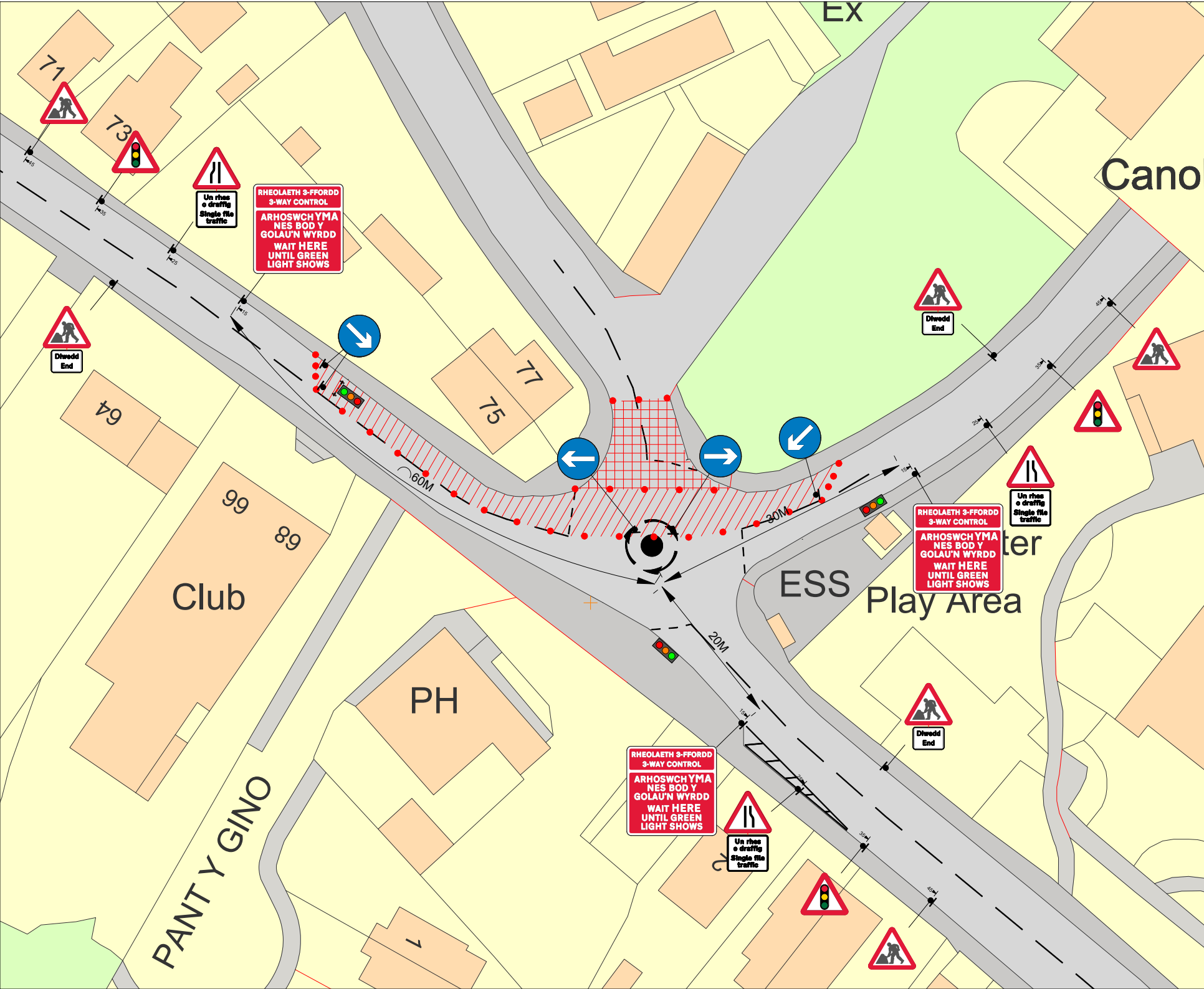
**TRAFFIC MANAGEMENT NOTES:**  
 1) All temporary traffic management shall be in accordance with Chapter 8 of the Traffic Signs Manual.  
 2) All temporary traffic management shall be in accordance with the Traffic Signs Regulations and General Directions 2016.  
 3) All temporary traffic management shall conform to the Safety at Street Works and Road Works, A Code of Practice.  
 4) All signing should be located 450mm minimum from any carrieway.  
 5) All temporary traffic management sign locations are indicative and are subject to on site approval from the Engineer.

**Key**

- Traffic sign
- Traffic cone
- Pedestrian barrier
- Cone lamp
- Diversion route
- Road closure

Checked by: Stewart Smith	
Customer: GERALD D HARRIES & SONS LTD	
Job reference: N/A	
Location: HEOL LLANELLI TRIMSARAN CARMS SA17 4DG	QR Code:
Date: 06/11/2024	
Description: Road Closure	
Scale: NTS	OS HA: 0
0330 043 3030 www.corehighways.com	
Produced by: Ash Williams	
Design reference: ADW/06.11.24/J128237	





**TRAFFIC MANAGEMENT NOTES**

- 1) All temporary traffic management shall be in accordance with Chapter 8 of the Traffic Signs Manual.
- 2) All temporary traffic management shall be in accordance with the Traffic Signs Regulations and General Directions 2016.
- 3) All temporary traffic management shall conform to the Safety at Street Works and Road Works, A Code of Practice.
- 4) All signing should be located 450mm minimum from any carrieway.
- 5) All temporary traffic management sign locations are indicative and are subject to on site approval from the Engineer.
- 6) Stop & Go boards are to be accessible and brought into operation if there is traffic signal failure.

**DETAIL B (B)**

Single Carrieway 40mph or less - 450mm traffic cones, spacing 1.5m.  
 Single Carrieway 50mph or more - 750mm traffic cones, spacing 1.5m.

Notes:

- 1) During darkness, warning lights to BS EN 12352:2006 should be provided in accordance with Table A1.3 (Appendix 1).
- 2) 45° tapers have 1.2m spacing, no relaxations.
- 3) On motorways and all-purpose dual carrieway roads with hard shoulders on which the national speed limit applies, 1m cones will be required for both standard works and works for which relaxations may be applied, for both lead tapers and the facing wall of a lane change.

**DETAIL C1 (C1)**

Single Carrieway 40mph or less - 450mm traffic cones.  
 Single Carrieway 50mph or more - 750mm traffic cones.

Notes:

- 1) During darkness, warning lights to BS EN 12352:2006 should be provided in accordance with Table A1.3 (Appendix 1).
- 2) For relaxation to Detail C1 see Table A1.3 (Appendix 1).

**SAFETY ZONE DIMENSIONS**

Permanent speed limit 30mph or less  
 Sideway safety zone 0.5m  
 Longways safety zone 0.5m  
 (Dimensions are minimal)

**Traffic Signal Head Timings**

Phase 1 Green 30 sec Red 15 sec	Phase 2 Green 30 sec Red 15 sec
Phase 3 Green 30 sec Red 15 sec	

**Key**

- Traffic sign
- Traffic cone
- Traffic signal
- No waiting cone
- Pedestrian barrier
- Pedestrian signal

Checked by: Stewart Smith

Customer: GERALD D HARRIES & SONS LTD

Job reference: N/A

Location: HEOL LLANELLI TRIMSARAN CARMS SA17 4DG

QR Code:

Date: 06/11/2024

Description: Road Closure

Scale: NTS OS HA: 0

























0330 043 3030  
www.corehighways.com

Produced by: Ash Williams







Design reference: ADW/06.11.24/J128237

This Design is subject to Copyright and remains the property of Core Highways.



Sign Schedule		Sign Schedule	
	ID: 001 Qty: 3 Ref: 645 End panel Size: 677 x 488 @ 75 X-hgt		ID: 013 Qty: 2 Ref: 573 Direction to hazard right Size: 600 x 400 @ 100 X-Hgt
	ID: 002 Qty: 1 Ref: 606 Turn right Size: 750 Dia		ID: 014 Qty: 11 Ref: 7001 Road works ahead Size: 750 High
	ID: 003 Qty: 1 Ref: 606 Turn left Size: 750 Dia		ID: 015 Qty: 2 Ref: 2702 Diversion Ends Size: 1050 x 1000
	ID: 004 Qty: 1 Ref: 517 Road narrows on one side only ahead - left Size: 750 High		ID: 016 Qty: 2 Ref: 2703 Diverted traffic Size: 1112 x 731 @ 75 X-hgt
	ID: 005 Qty: 3 Ref: 543 Traffic signals ahead Size: 750 High		ID: 017 Qty: 2 Ref: 2704 Diverted traffic Size: 1130 x 731 @ 75 X-hgt
	ID: 006 Qty: 3 Ref: 518 Single file traffic Size: 885 x 788 @ 75 X-hgt		ID: 018 Qty: 2 Ref: 2703 Diverted traffic Size: 1112 x 731 @ 75 X-hgt
	ID: 007 Qty: 2 Ref: 517 Road narrows on one side only ahead - right Size: 750 High		ID: 019 Qty: 32 Ref: 2703 Diverted traffic Size: 962 x 731 @ 75 X-hgt
	ID: 008 Qty: 3 Ref: 7011.1 3 Way Control - Wait here until green light shows Size: 1290 x 1285		ID: 020 Qty: 4 Ref: 2704 Diverted traffic Size: 1130 x 731 @ 75 X-hgt
	ID: 009 Qty: 1 Ref: 610 Keep left Size: 750 Dia		ID: 021 Qty: 6 Ref: 7010.1 Nature of temporary hazard ahead - Road Ahead Closed Size: 1176 x 938 @ 75 X-hgt
	ID: 010 Qty: 2 Ref: 610 Keep right Size: 750 Dia		ID: 022 Qty: 2 Ref: 2702 Diversion Size: 1050 x 1000
	ID: 011 Qty: 3 Ref: 13.9 Schedule 13-9 : Temporary Information Size: 970 x 1069 @ 75 X-Hgt		ID: 023 Qty: 2 Ref: 2702 Diversion Size: 1050 x 1000
	ID: 012 Qty: 1 Ref: 573 Direction to hazard left Size: 600 x 400 @ 100 X-Hgt		ID: 024 Qty: 2 Ref: 7010.1 Nature of temporary hazard ahead - Road Closed Size: 782 x 788 @ 75 X-hgt

**TRAFFIC MANAGEMENT NOTES:**  
1) All temporary traffic management shall be in accordance with Chapter 8 of the Traffic Signs Manual.  
2) All temporary traffic management shall be in accordance with the Traffic Signs Regulations and General Directions 2016.  
3) All temporary traffic management shall conform to the Safety at Street Works and Road Works, A Code of Practice.  
4) All signing should be located 450mm minimum from any carriageway.  
5) All temporary traffic management sign locations are indicative and are subject to on site approval from the Engineer.

Key	
	Traffic sign
	Traffic cone
	Pedestrian barrier
	Cone lamp
	Diversion route
	Road closure

Checked by: Stewart Smith

Customer: GERALD D HARRIES & SONS LTD

Job reference: N/A

Location: HEOL LLANELLI  
TRIMSARAN  
CARMS SA17 4DG

QR Code:



Date: 06/11/2024

Description: Road Closure

Scale: NTS OS HA: 0

0330 043 3030  
www.corehighways.com

Produced by: Ash Williams

Design reference: ADW/06.11.24/J128237

This Design is subject to Copyright and remains the property of Core Highways.  
Contains Ordnance Survey data.

**core**  
highways